

Sky-Fall,
Design by Studio Italia Design

Model Sky-Fall Round medium

In Sky-Fall, the traditional glass processing techniques embrace the most advanced LED technologies. The shape of Sky-Fall captures the imagination in its reminiscence of ancient decanters in precious blown glass. Its function amazes thanks to the innovative double LED source that diffuses direct and indirect light. Available in two sizes and in four finishes, and in 2700 or 3000 K* light colour temperature versions, Sky-Fall decorates both when it is on and when it is off. Now added to the family is the new Sky-Fall Round: a further variant featuring a spherically shaped diffuser available in two sizes and four finishes, including the new, precious golden sage. The new finish also extends to Sky-Fall in both sizes.

* North America: 2700k only



Sky-Fall Round medium	Light source	Structure: Metal	Diffuser: Blown glass	Code 2700 K	Code 3000 K
	2700 K 20 W 1815 lm 220-240 V CRI 95 MacAdam 3- Step	Chrome	Clear	14824 0027	14824 0030
	or	Chrome	Glossy Smoke	14824 4327	14824 4330
		Chrome	Glossy Bronze	14824 4627	14824 4630
		Chrome	Golden Sage	14824 7127	14824 7130
	3000 K 20 W 1870 lm 220-240 V CRI 95 MacAdam 3- Step				

LED and driver included

Net weight: 1.47 kg

Connectable directly to a 4" Standard J-Box



IP20

Energy Saving

Dim Triac

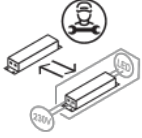


Energy efficiency class

E

Ecodesign Regulation

The LED driver contained in this fixture must only be replaced by the manufacturer, its support service or similarly qualified personnel.



The LED-only light source contained in this fixture must only be replaced by the manufacturer, its support service or similarly qualified personnel.



Options of Sky-Fall



Sky-Fall Round large



Sky-Fall medium



Sky-Fall large

Sky-Fall,
Design by Studio Italia Design

Model Sky-Fall Round large

In Sky-Fall, the traditional glass processing techniques embrace the most advanced LED technologies. The shape of Sky-Fall captures the imagination in its reminiscence of ancient decanters in precious blown glass. Its function amazes thanks to the innovative double LED source that diffuses direct and indirect light. Available in two sizes and in four finishes, and in 2700 or 3000 K* light colour temperature versions, Sky-Fall decorates both when it is on and when it is off. Now added to the family is the new Sky-Fall Round: a further variant featuring a spherically shaped diffuser available in two sizes and four finishes, including the new, precious golden sage. The new finish also extends to Sky-Fall in both sizes.

* North America: 2700k only



Sky-Fall Round large	Light source	Structure: Metal	Diffuser: Blown glass	Code 2700 K	Code 3000 K
	2700 K 20 W 1815 lm 220-240 V CRI 95 MacAdam 3- Step	Chrome	Clear	14823 0027	14823 0030
	or	Chrome	Glossy Smoke	14823 4327	14823 4330
		Chrome	Glossy Bronze	14823 4627	14823 4630
		Chrome	Golden Sage	14823 7127	14823 7130
	3000 K 20 W 1870 lm 220-240 V CRI 95 MacAdam 3- Step				

LED and driver included

Net weight: 2.64 kg

Parcels: 2

Connectable directly to a 4" Standard J-Box



IP20

Energy Saving

Dim Triac

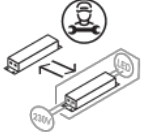


Energy efficiency class

E

Ecodesign Regulation

The LED driver contained in this fixture must only be replaced by the manufacturer, its support service or similarly qualified personnel.



The LED-only light source contained in this fixture must only be replaced by the manufacturer, its support service or similarly qualified personnel.



Options of Sky-Fall



Sky-Fall Round medium



Sky-Fall medium



Sky-Fall large












Sky-Fall, Design by Studio Italia Design

Model Sky-Fall medium

In Sky-Fall, the traditional glass processing techniques embrace the most advanced LED technologies. The shape of Sky-Fall captures the imagination in its reminiscence of ancient decanters in precious blown glass. Its function amazes thanks to the innovative double LED source that diffuses direct and indirect light. Available in two sizes and in four finishes, and in 2700 or 3000 K* light colour temperature versions, Sky-Fall decorates both when it is on and when it is off. Now added to the family is the new Sky-Fall Round: a further variant featuring a spherically shaped diffuser available in two sizes and four finishes, including the new, precious golden sage. The new finish also extends to Sky-Fall in both sizes.

* North America: 2700k only



Sky-Fall medium	Light source	Structure: Metal	Diffuser: Blown glass	Code 2700 K	Code 3000 K	
	2700 K 20 W 1815 lm 220-240 V CRI 95 MacAdam 3-Step	 Chrome	 Clear	14822 0027	14822 0030	
	or 3000 K 20 W 1870 lm 220-240 V CRI 95 MacAdam 3-Step	 Chrome	 Glossy Smoke	14822 4327	14822 4330	
		 Chrome	 Glossy Bronze	14822 4627	14822 4630	
		 Chrome	 Golden Sage	14822 7127	14822 7130	
	LED and driver included					

Net weight: 1.65 kg

Parcels: 2

Connectable directly to a 4" Standard J-Box



Dim Triac

EAC



Energy efficiency class



Ecodesign Regulation

The LED-only light source contained in this fixture must only be replaced by the manufacturer, its support service or similarly qualified personnel.



The LED driver contained in this fixture must only be replaced by the manufacturer, its support service or similarly qualified personnel.




Options of Sky-Fall



Sky-Fall Round medium



Sky-Fall Round large



Sky-Fall large












Sky-Fall, Design by Studio Italia Design

Model Sky-Fall large

In Sky-Fall, the traditional glass processing techniques embrace the most advanced LED technologies. The shape of Sky-Fall captures the imagination in its reminiscence of ancient decanters in precious blown glass. Its function amazes thanks to the innovative double LED source that diffuses direct and indirect light. Available in two sizes and in four finishes, and in 2700 or 3000 K* light colour temperature versions, Sky-Fall decorates both when it is on and when it is off. Now added to the family is the new Sky-Fall Round: a further variant featuring a spherically shaped diffuser available in two sizes and four finishes, including the new, precious golden sage. The new finish also extends to Sky-Fall in both sizes.

* North America: 2700k only



Sky-Fall large	Light source	Structure: Metal	Diffuser: Blown glass	Code 2700 K	Code 3000 K
	2700 K 20 W 1815 lm 220-240 V CRI 95 MacAdam 3-Step	 Chrome	 Clear	14821 0027	14821 0030
	or 3000 K 20 W 1870 lm 220-240 V CRI 95 MacAdam 3-Step	 Chrome	 Glossy Smoke	14821 4327	14821 4330
		 Chrome	 Glossy Bronze	14821 4627	14821 4630
		 Chrome	 Golden Sage	14821 7127	14821 7130

LED and driver included

Net weight: 3.05 kg

Parcels: 2

Connectable directly to a 4" Standard J-Box

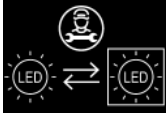


Energy efficiency class



Ecodesign Regulation

The LED-only light source contained in this fixture must only be replaced by the manufacturer, its support service or similarly qualified personnel.



The LED driver contained in this fixture must only be replaced by the manufacturer, its support service or similarly qualified personnel.




Options of Sky-Fall



Sky-Fall Round medium



Sky-Fall Round large



Sky-Fall medium

Sky-Fall,
Design by Studio Italia Design

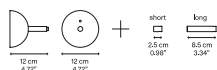
Model Wall Standard

In Sky-Fall, the traditional glass processing techniques embrace the most advanced LED technologies. The shape of Sky-Fall captures the imagination in its reminiscence of ancient decanters in precious blown glass. Its function amazes thanks to the innovative double LED source that diffuses direct and indirect light. Available in two sizes and in four finishes, and in 2700 or 3000 K* light colour temperature versions, Sky-Fall decorates both when it is on and when it is off. Now added to the family is the new Sky-Fall Round: a further variant featuring a spherically shaped diffuser available in two sizes and four finishes, including the new, precious golden sage. The new finish also extends to Sky-Fall in both sizes.

* North America: 2700k only



Wall Standard	System	Structure: Metal	Code
	Wall System	Chrome	R12L01 4000



Net weight: 0.40 kg

Parcels: 1

Connectable directly to a 4" Standard J-Box



Options of Sky-Fall



Sky-Fall Round medium

Sky-Fall Round large

Sky-Fall medium

Sky-Fall large

Sky-Fall, Design by Studio Italia Design

Model Sky-Fall double canopy

In Sky-Fall, the traditional glass processing techniques embrace the most advanced LED technologies. The shape of Sky-Fall captures the imagination in its reminiscence of ancient decanters in precious blown glass. Its function amazes thanks to the innovative double LED source that diffuses direct and indirect light. Available in two sizes and in four finishes, and in 2700 or 3000 K* light colour temperature versions, Sky-Fall decorates both when it is on and when it is off. Now added to the family is the new Sky-Fall Round: a further variant featuring a spherically shaped diffuser available in two sizes and four finishes, including the new, precious golden sage. The new finish also extends to Sky-Fall in both sizes.


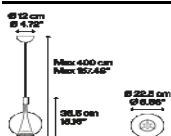
* North America: 2700k only



Sky-Fall double canopy

Structure: Metal

Code



R99L02 4000

Net weight: 0.90 kg

Parcels: 1



Options of Sky-Fall



Sky-Fall Round medium



Sky-Fall Round large



Sky-Fall medium



Sky-Fall large