


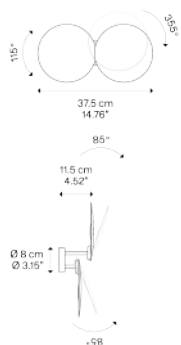
## Puzzle Round, Design by Studio Italia Design

### Model Puzzle Round double

With its soft shapes, flexible joints and LED light source, Puzzle Round can be adjusted at will to create striking light effects on walls and ceilings. The unobtrusive aesthetics and the four available finishes make it perfect for the most varied living contexts.



#### Puzzle Round double



#### Light source

AC LED  
2700 K  
32 W  
3500 lm  
220–240 V  
CRI 92  
MacAdam 3–Step

or

AC LED  
3000 K  
32 W  
3700 lm  
220–240 V  
CRI 92  
MacAdam 3–Step

LED included

#### Structure: Metal

● Matte White – 9016

● Matte Black – 9005

● Coppery Bronze

● Champagne

#### Code 2700 K

15942 1027

15942 2027

15942 3527

15942 4527

#### Code 3000 K

15942 1030

15942 2030

15942 3530

15942 4530

Net weight: 1.10 kg

Parcels: 1

Connectable directly to a 4" Standard J-Box



IP20

Energy Saving

Dim Triac



#### Energy efficiency class

E

#### Ecodesign Regulation

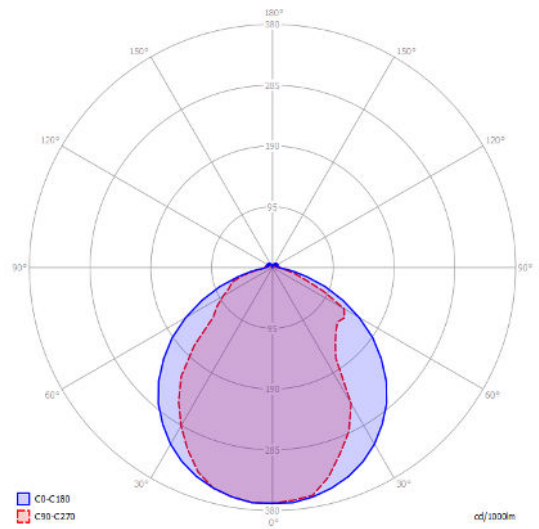
The LED-only light source contained in this fixture must only be replaced by the manufacturer, its support service or similarly qualified personnel.



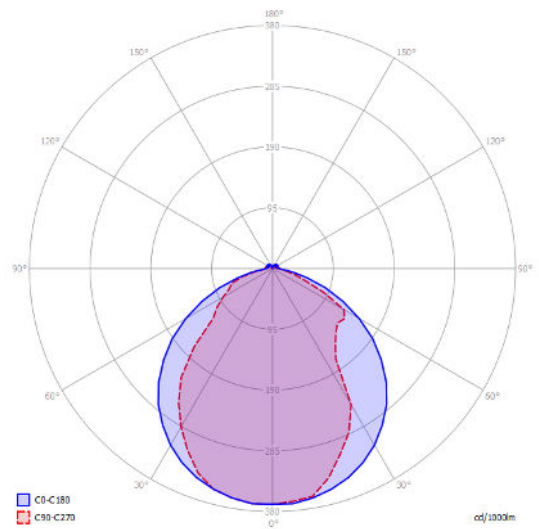
## Puzzle Round double

AC LED  
2700 K  
32 W  
3500 lm  
220–240 V  
CRI 92  
MacAdam 3–Step


## Photometric data



AC LED  
3000 K  
32 W  
3700 lm  
220–240 V  
CRI 92  
MacAdam 3–Step



## Options of Puzzle Round



Puzzle Round single