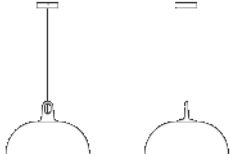














JIM dome,
Design by Patrick Norguet

Model JIM dome

Immediate function, uncomplicated style, durable materials, modular at will. Inspired by the abat-jours of the ateliers of the early 1900s, JIM is a system of suspension lamps with distinctive shapes and a versatile composition that suits any interiors and living environment. JIM's versatility is further enhanced by the colour range: the two finishes for the shades can be combined with the two different suspension hook hues as desired.



JIM dome	Light source	Structure: Metal	Diffuser: Metal	Hook : Methacrylate	Code
	E27 A60 LED 1 x Max 25 W Bulb not included	 Matte Black – 9005	 Matte White – 9010	 Grey	16924 2800
		 Matte Black – 9005	 Matte White – 9010	 Honey	16924 6600
		 Matte Champagne	 Matte White – 9010	 Grey	16924 2700
		 Matte Champagne	 Matte White – 9010	 Honey	16924 6500




Net weight: 2.20 kg

Parcels: 2



IP20

Energy Saving 

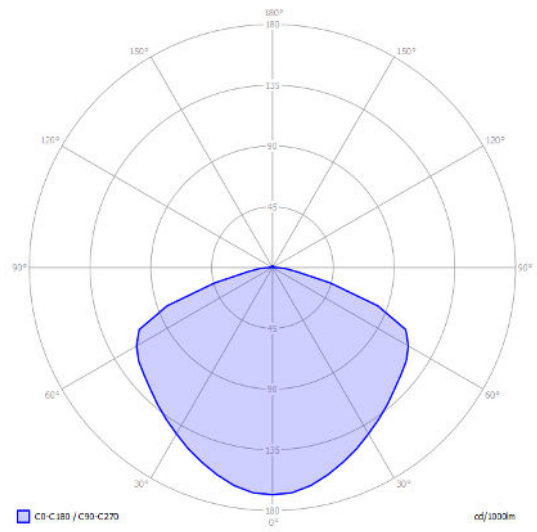
Dim 




JIM dome

Photometric data

E27 A60 LED
1 × Max 25 W



Options of JIM dome




JIM bell



JIM cone



JIM cylinder



JIM bell, cone and cylinder, Design by Patrick Norguet

Model JIM bell

Immediate function, uncomplicated style, durable materials, modular at will. Inspired by the abat-jours of the ateliers of the early 1900s, JIM is a system of suspension lamps with distinctive shapes and a versatile composition that suits any interiors and living environment. JIM's versatility is further enhanced by the colour range: the two finishes for the shades can be combined with the two different suspension hook hues as desired.



JIM bell	Light source	Outside diffuser: Metal	Inside diffuser: Metal	Hook : Methacrylate	Code
	E27 A60 LED 1 x Max 25 W Bulb not included	Matte Black – 9005	Matte White – 9010	Grey	16921 2800
		Matte Black – 9005	Matte White – 9010	Honey	16921 6600
		Matte Champagne	Matte White – 9010	Grey	16921 2700
		Matte Champagne	Matte White – 9010	Honey	16921 6500

Net weight: 1.90 kg

Parcels: 2




Cluster suspension lamps must be installed on a *canopy*: find out more on lodes.com/en/canopies


JIM bell

Photometric data


E27 A60 LED
1 × Max 25 W



Options of JIM bell, cone and cylinder




JIM cone



JIM cylinder



JIM dome



JIM bell, cone and cylinder, Design by Patrick Norguet

Model JIM cone

Immediate function, uncomplicated style, durable materials, modular at will. Inspired by the abat-jours of the ateliers of the early 1900s, JIM is a system of suspension lamps with distinctive shapes and a versatile composition that suits any interiors and living environment. JIM's versatility is further enhanced by the colour range: the two finishes for the shades can be combined with the two different suspension hook hues as desired.



JIM cone	Light source	Outside diffuser: Metal	Inside diffuser: Metal	Hook : Methacrylate	Code
	E27 A60 LED 1 x Max 25 W Bulb not included	Matte Black – 9005	Matte White – 9010	Grey	16922 2800
		Matte Black – 9005	Matte White – 9010	Honey	16922 6600
		Matte Champagne	Matte White – 9010	Grey	16922 2700
		Matte Champagne	Matte White – 9010	Honey	16922 6500

Net weight: 1.00 kg

Parcels: 2




Cluster suspension lamps must be installed on a *canopy*: find out more on lodes.com/en/canopies


JIM cone

Photometric data


E27 A60 LED
1 x Max 25 W



Options of JIM bell, cone and cylinder




JIM bell



JIM cylinder



JIM dome



JIM bell, cone and cylinder, Design by Patrick Norguet

Model JIM cylinder

Immediate function, uncomplicated style, durable materials, modular at will. Inspired by the abat-jours of the ateliers of the early 1900s, JIM is a system of suspension lamps with distinctive shapes and a versatile composition that suits any interiors and living environment. JIM's versatility is further enhanced by the colour range: the two finishes for the shades can be combined with the two different suspension hook hues as desired.



JIM cylinder	Light source	Outside diffuser: Metal	Inside diffuser: Metal	Hook : Methacrylate	Code
	E27 A60 LED 1 x Max 25 W Bulb not included	Matte Black – 9005	Matte White – 9010	Grey	16923 2800
		Matte Black – 9005	Matte White – 9010	Honey	16923 6600
		Matte Champagne	Matte White – 9010	Grey	16923 2700
		Matte Champagne	Matte White – 9010	Honey	16923 6500

Net weight: 1.40 kg

Parcels: 2




Cluster suspension lamps must be installed on a *canopy*: find out more on lodes.com/en/canopies


JIM cylinder

Photometric data

E27 A60 LED
1 x Max 25 W



Options of JIM bell, cone and cylinder



JIM bell

JIM cone

JIM dome